

Your reliable choice for large area cleaning

SC6500 is available in 4 different versions offering the choice between 2 scrubbing widths and cylindrical or disc scrubber for both widths. The result is a machine unsurpassed in its class when it comes to cleaning performance.

The need for high productivity when cleaning large areas is met by several benefits of the SC6500. It has a scrubbing width of up to 1300 mm, and the water tank capacity of 265 liters enables the operator to work for 1.5 hours before refilling. Also adding to productivity is the AC traction unit with a high working speed. At the same time, the noise level is significantly low which enables work in noise sensitive areas. More importantly, the total cost of ownership is reduced since the new motor is maintenance free and has a high-quality gearbox.

- Scrubbing width of up to 1300 mm ensuring high productivity
- Water tank capacity of 265 liters enables the operator to work for 1.5 hours before refilling.
- High brush pressure, and effective drying enabled by a powerful vacuum motor.
- AC traction unit reduces the total cost of ownership since the motor is maintenance free and has a high-quality gearbox.
- Low noise level which enables work in noise sensitive areas and during the night.
- OneTouch control makes the driving and controlling the SC6500 easy.
- Ecoflex system is reducing cost by saving water and detergent which is essential when cleaning large areas.



Picture shown may not represent model quoted

Nilfisk SC6500 is a highly productive machine for scrubbing and drying of large floor and indoor areas. It offers the best cleaning performance in its class, including the unique Ecoflex-system.


Being easy to use for the staff – even for hard cleaning tasks – the SC6500 is ideal for big supermarkets, warehouses, airports, parking areas, food industries and heavy industries.

• Standard equipment


Included accessories	Ref. no.	Min. required	SC6500 1100D	SC6500 1100C	SC6500 1300D
Brush Cylindrical					
BRUSH HARD NYLON 40	56413114	2			
BRUSH HARD NYLON 48	56413353	2			
Ecoflex System					
ECOFLEX-KIT-NILFISK	56414145	1			
Disc Brush 430 mm					
DISC BRUSH-17 PROLENE 3 LUG	56505784	3			
Disc Brush 510 mm					
DISC BRUSH-20 PROLENE 3 LUG	56505794	2			
Side Broom					
LEFT SIDE BROOM ASSEMBLY	56413039	0		•	
RIGHT SIDE BROOM ASSEMBLY	56413040	0		•	
SIDE BROOM	56413056	2		•	
Deck Blade					
BLADE KIT-DISC RED GUM	56413770	1			•



Your reliable choice for large area cleaning

Included accessories		Ref. no.	Min. required	SC6500 1100D	SC6500 1100C	SC6500 1300D
	BLADE KIT-DISC RED GUM 40	56413768	1	•		
	SKIRT	56413654	1		•	
Squeegee Blade						
	BLADE KIT-SQGEE RED GUM F	56413762	1	•	•	
	KIT LINATEX SQUEEGEE BLADE H	56413766	1			•
Battery and Charger						
	BATT.36V-420AH GEL SINGLE CELLS IN TRAY	80562600	1			

• Standard equipment

Included accessories		Ref. no.	Min. required	SC6500 1300C
Brush Cylindrical				
	BRUSH HARD NYLON 40	56413114	2	
	BRUSH HARD NYLON 48	56413353	2	
Ecoflex System				
	ECOFLEX-KIT-NILFISK	56414145	1	
Disc Brush 430 mm				
	DISC BRUSH-17 PROLENE 3 LUG	56505784	3	
Disc Brush 510 mm				
	DISC BRUSH-20 PROLENE 3 LUG	56505794	2	
Side Broom				
	LEFT SIDE BROOM ASSEMBLY	56413039	0	•
	RIGHT SIDE BROOM ASSEMBLY	56413040	0	•
	SIDE BROOM	56413056	2	•
Deck Blade				
	BLADE KIT-DISC RED GUM	56413770	1	
	BLADE KIT-DISC RED GUM 40	56413768	1	
	SKIRT	56413654	1	•
Squeegee Blade				
	BLADE KIT-SQGEE RED GUM F	56413762	1	
	KIT LINATEX SQUEEGEE BLADE H	56413766	1	•
Battery and Charger				
	BATT.36V-420AH GEL SINGLE CELLS IN TRAY	80562600	1	



Your reliable choice for large area cleaning

Model	SC6500 1100D	SC6500 1100C	SC6500 1300D
Ref. no.	56414022	56414023	56414024

PRODUCT FEATURES

Automatic squeegee lift in reverse	•	•	•
Back up warning alarm	•	•	•
Blades can be used on 4 edges	•	•	•
One touch control panel	•	•	•
Disc deck	•		•
Cylindrical deck		•	
Ecoflex prepared	•	•	•
Break-Away squeegee clips	•	•	•
Squeezable drain hose with flow control	•	•	•
Squeegee	•	•	•

Model	SC6500 1300C
Ref. no.	56414025

PRODUCT FEATURES

Automatic squeegee lift in reverse	•
Back up warning alarm	•
Blades can be used on 4 edges	•
One touch control panel	•
Disc deck	
Cylindrical deck	•
Ecoflex prepared	•
Break-Away squeegee clips	•
Squeezable drain hose with flow control	•
Squeegee	•

Technical specifications	SC6500 1100D	SC6500 1100C	SC6500 1300D
Sound pressure level (dB(A))	70	70	70
Solution pump min/max (ltr/min at 100 psi)	3.1-9.4	3.1-9.4	3.1-9.4
Maximum running time	5 HOURS	5 HOURS	5 HOURS
Max speed (km/h)	9	9	9
Battery capacity (Ah/5)	480	480	480
Voltage (V)	36	36	36
Ip protection class	IP3X	IP3X	IP3X
Brush motor (W)	1x2240	2x1120	3x1120



Your reliable choice for large area cleaning

Technical specifications	SC6500 1100D	SC6500 1100C	SC6500 1300D
Traction motor power (W)	1400	1400	1400
Vacuum motor power (W)	560-3 stages	560-3 stages	560-3 stages
Productivity theoretical/ actual (m ² /h)	9000/6300	9000/6300	11700/8190
Scrubbing width (mm)	1000	1000	1300
Min. turn-around aisle width (cm)	214	214	214
Max climbing rate (%)	10.5-16	10.5-16	10.5-16
Solution/recovery tank (l)	265/265	265/265	265/265
Squeegee width (cm)	125	125	145
Brush/pad diameter (mm)	510/508	-	430/432
Brush pressure (kg)	43/90/145	38/54/90	43/90/145
Brush speed (RPM)	240	630	225
Brush quantity and type	2 Disc	2 Cylindrical	3 Disc
Length x width x height (cm)	187x108x148	187x121x148	187x133x148
Gross weight (gvw) (kg)	1460	1508	1506
Shipping weight (kg)	1266	1314	1312

Technical specifications	SC6500 1300C
Sound pressure level (dB(A))	70
Solution pump min/max (ltr/min at 100 psi)	3.1-9.4
Maximum running time	5 HOURS
Max speed (km/h)	9
Battery capacity (Ah/5)	480
Voltage (V)	36
Ip protection class	IP3X
Brush motor (W)	2x1120
Traction motor power (W)	1400
Vacuum motor power (W)	560-3 stages
Productivity theoretical/ actual (m ² /h)	11700/8190
Scrubbing width (mm)	1300
Min. turn-around aisle width (cm)	214
Max climbing rate (%)	10.5-16
Solution/recovery tank (l)	265/265
Squeegee width (cm)	145
Brush/pad diameter (mm)	-
Brush pressure (kg)	38/54/90
Brush speed (RPM)	630
Brush quantity and type	2 Cylindrical








Your reliable choice for large area cleaning

Technical specifications

SC6500 1300C












Length x width x height (cm)	187x141x148
Gross weight (gvw) (kg)	1547
Shipping weight (kg)	1353

● Standard equipment, ○ Supplementary accessories, □ Mountable equipment






Accessories	Ref. no.	Min. required	SC6500 1100D	SC6500 1100C	SC6500 1300D
Brush Cylindrical					
BRUSH 80 GRIT 40	56413116	2		○	
BRUSH 80 GRIT 48	56413355	2			
BRUSH 180 GRIT 40	56413115	2		○	
BRUSH 180 GRIT 48	56413354	2			
BRUSH HARD NYLON 40	56413114	2		○	
BRUSH HARD NYLON 48	56413353	2			
BRUSH POLYPROPYLENE 40	56413118	2		○	
BRUSH POLYPROPYLENE 48	56413357	2			
BRUSH SOFT NYLON 40	56413113	2		○	
BRUSH SOFT NYLON 48	56413352	2			
Pad Holder					
PAD HOLDER-17 3 LUG	56505780	3			○
PAD HOLDER-20 3 LUG	56505790	2	○		
Special Pad					
 PAD 17 432MM ECO BRILLIANCE BLUE 2PCS	10002337	3			○
 PAD 17 432MM ECO BRILLIANCE GREEN 2PCS	10002339	3			○
 PAD 17 432MM ECO BRILLIANCE RED 2PCS	10002336	3			○
 PAD 17 432MM ECO BRILLIANCE YELLOW 2PCS	10002338	3			○
 PAD 20 508MM ECO BRILLIANCE BLUE 2PCS	10002349	2	○		



Your reliable choice for large area cleaning



	Accessories	Ref. no.	Min. required	SC6500 1100D	SC6500 1100C	SC6500 1300D
	PAD 20 508MM ECO BRILLIANCE GREEN 2PCS	10002351	2	○		
	PAD 20 508MM ECO BRILLIANCE RED 2PCS	10002348	2	○		
	PAD 20 508MM ECO BRILLIANCE YELLOW 2PCS	10002350	2	○		
Pad 17" / 432 mm						
	PAD 17 432MM ECO BLACK 5PCS	10001938	3			○
	PAD 17 432MM ECO BLUE 5PCS	10001939	3			○
	PAD 17 432MM ECO GREEN 5PCS	10001940	3			○
	PAD 17 432MM ECO RED 5PCS	10001941	3			○
	PAD 17 432MM ECO TAN 5PCS	10001937	3			○
	PAD 17 432MM ECO WHITE 5PCS	10001936	3			○
	PAD 17 432MM EPP MAROON 10PCS	10001975	3			○
Pad 20" / 508 mm						
	PAD 20 508MM ECO BLACK 5PCS	10001955	2	○		
	PAD 20 508MM ECO BLUE 5PCS	10001956	2	○		

Your reliable choice for large area cleaning



Accessories		Ref. no.	Min. required	SC6500 1100D	SC6500 1100C	SC6500 1300D
	PAD 20 508MM ECO BROWN 5PCS	10001957	2	○		
	PAD 20 508MM ECO GREEN 5PCS	10001958	2	○		
	PAD 20 508MM ECO RED 5PCS	10001959	2	○		
	PAD 20 508MM ECO TAN 5PCS	10001954	2	○		
	PAD 20 508MM ECO WHITE 5PCS	10001960	2	○		
Disc Brush 430 mm						
	DISC BRUSH-17 AGLITE 3 LUG	56505783	3			○
	DISC BRUSH-17 DYNAGRIT 3 LUG	56505782	3			○
	DISC BRUSH-17 MAGNAGRIT 3 LUG	56505781	3			○
	DISC BRUSH-17 MIDGRIT 3 LUG	56505787	3			○
	DISC BRUSH-17 MIDLITE 3 LUG	56505788	3			○
	DISC BRUSH-17 PROLENE 3 LUG	56505784	3			○
	DISC BRUSH-17 PROLITE 3 LUG	56505785	3			○
	DISC BRUSH-17 UNION MIX 3 LUG	56505786	3			○
Disc Brush 510 mm						
	DISC BRUSH-20 AGLITE 3 LUG	56505793	2	○		
	DISC BRUSH-20 DYNA GRIT 3 LUG	56505792	2	○		
	DISC BRUSH-20 MAGNAGRIT 3 LUG	56505791	2	○		
	DISC BRUSH-20 MIDGRIT 3 LUG	56505797	2	○		
	DISC BRUSH-20 MIDLITE 3 LUG	56505798	2	○		
	DISC BRUSH-20 PROLENE 3 LUG	56505794	2	○		
	DISC BRUSH-20 PROLITE 3 LUG	56505795	2	○		
	DISC BRUSH-20 UNION MIX 3 LUG	56505796	2	○		
Side Broom						
	LEFT SIDE BROOM ASSEMBLY	56413039	0		•	
	RIGHT SIDE BROOM ASSEMBLY	56413040	0		•	
	SIDE BROOM	56413056	2		•	




Your reliable choice for large area cleaning

Accessories	Ref. no.	Min. required	SC6500 1100D	SC6500 1100C	SC6500 1300D
Deck Blade					
BLADE DECK GUM	56413820	1		○	
BLADE KIT-DISC GUM 40	56413767	1	○		
BLADE KIT-DISC GUM 45/48	56413769	1			○
BLADE KIT-DISC PU 40	56413754	1	○		
BLADE KIT-DISC PU 45/48	56413755	1			○
BLADE KIT-DISC RED GUM	56413770	1			●
BLADE KIT-DISC RED GUM 40	56413768	1	●		
SKIRT	56413654	1		●	
Squeegee Blade					
BLADE KIT-SQGEE RED GUM F	56413762	1	●	●	
BLADE KIT-SQUEEGEE GUM F	56413761	1	○	○	
BLADE KIT-SQUEEGEE GUM H	56413765	1			○
BLADE KIT-SQUEEGEE PU F	56413745	1	○	○	
BLADE KIT-SQUEEGEE PU H	56413747	1			○
 KIT LINATEX SQUEEGEE BLADE H	56413766	1			●
Battery and Charger					
BATT.36V-420AH GEL SINGLE CELLS IN TRAY	80562600	1	□	□	□
BATT.36V-480AH WET TRAY WITH AQUAMATIC	80562500	1	□	□	□
CHARGER HF 36V 60A SB175G	80563664	1	○	○	○
Guard Option					
BUMPER FRONT HEAVY KIT	56413089	1	□	□	□
BUMPER TUBE KIT	56414188	1	□	□	□
 KIT FOOT GUARD	56413773	1	□	□	□
KIT WEIGHTED BUMPER EUROPEAN	56413870	1	□	□	□
OVERHEAD GUARD KIT	56413774	1	□	□	□
Light Option					
BEACON KIT	56413649	1	□	□	□
HEADLIGHT KIT	56314313	1	□	□	□
Other					
BATTERY TRAY ROLLER UNIVERSAL	80565818	1	□	□	□

Your reliable choice for large area cleaning













Accessories		Ref. no.	Min. required	SC6500 1100D	SC6500 1100C	SC6500 1300D
	DRAIN HOSE EXTENSION	56601410	1	<input type="checkbox"/>	<input type="checkbox"/>	<input type="checkbox"/>
	FILTER ANTIFOAMING	909 5065 000	1	<input type="checkbox"/>	<input type="checkbox"/>	<input type="checkbox"/>
	KIT BATTERY TRAY	56413740	1	<input type="checkbox"/>	<input type="checkbox"/>	<input type="checkbox"/>
	KIT GRAMMER SEAT W/SWITCH	56413764	1	<input type="checkbox"/>	<input type="checkbox"/>	<input type="checkbox"/>
	KIT SOLUTION AUTO-FILL	56413685	1	<input type="checkbox"/>	<input type="checkbox"/>	<input type="checkbox"/>
	KIT SPRAY WAND	56413687	1	<input type="checkbox"/>	<input type="checkbox"/>	<input type="checkbox"/>
	KIT VACUUM MOTOR	56413821	1	<input type="checkbox"/>	<input type="checkbox"/>	<input type="checkbox"/>
	ROLL OUT KIT NO BATTERY	56413884	1	<input type="checkbox"/>	<input type="checkbox"/>	<input type="checkbox"/>
	SEAT BELT KIT- STANDARD SEAT	56383455	1	<input type="checkbox"/>	<input type="checkbox"/>	<input type="checkbox"/>
Ecoflex System						
	ECOFLEX-KIT-NILFISK	56414145	1	<input type="checkbox"/>	<input type="checkbox"/>	<input type="checkbox"/>

● Standard equipment, ○ Supplementary accessories, □ Mountable equipment

Accessories		Ref. no.	Min. required	SC6500 1300C
Brush Cylindrical				
	BRUSH 80 GRIT 40	56413116	2	
	BRUSH 80 GRIT 48	56413355	2	○
	BRUSH 180 GRIT 40	56413115	2	
	BRUSH 180 GRIT 48	56413354	2	○
	BRUSH HARD NYLON 40	56413114	2	
	BRUSH HARD NYLON 48	56413353	2	○
	BRUSH POLYPROPYLENE 40	56413118	2	
	BRUSH POLYPROPYLENE 48	56413357	2	○
	BRUSH SOFT NYLON 40	56413113	2	
	BRUSH SOFT NYLON 48	56413352	2	○
Pad Holder				
	PAD HOLDER-17 3 LUG	56505780	3	
	PAD HOLDER-20 3 LUG	56505790	2	
Special Pad				
	PAD 17 432MM ECO BRILLIANCE BLUE 2PCS	10002337	3	











Your reliable choice for large area cleaning

	Accessories	Ref. no.	Min. required	SC6500 1300C
	PAD 17 432MM ECO BRILLIANCE GREEN 2PCS	10002339	3	
	PAD 17 432MM ECO BRILLIANCE RED 2PCS	10002336	3	
	PAD 17 432MM ECO BRILLIANCE YELLOW 2PCS	10002338	3	
	PAD 20 508MM ECO BRILLIANCE BLUE 2PCS	10002349	2	
	PAD 20 508MM ECO BRILLIANCE GREEN 2PCS	10002351	2	
	PAD 20 508MM ECO BRILLIANCE RED 2PCS	10002348	2	
	PAD 20 508MM ECO BRILLIANCE YELLOW 2PCS	10002350	2	
Pad 17" / 432 mm				
	PAD 17 432MM ECO BLACK 5PCS	10001938	3	
	PAD 17 432MM ECO BLUE 5PCS	10001939	3	
	PAD 17 432MM ECO GREEN 5PCS	10001940	3	
	PAD 17 432MM ECO RED 5PCS	10001941	3	
	PAD 17 432MM ECO TAN 5PCS	10001937	3	




Your reliable choice for large area cleaning

Accessories		Ref. no.	Min. required	SC6500 1300C
	PAD 17 432MM ECO WHITE 5PCS	10001936	3	
	PAD 17 432MM EPP MAROON 10PCS	10001975	3	
Pad 20" / 508 mm				
	PAD 20 508MM ECO BLACK 5PCS	10001955	2	
	PAD 20 508MM ECO BLUE 5PCS	10001956	2	
	PAD 20 508MM ECO BROWN 5PCS	10001957	2	
	PAD 20 508MM ECO GREEN 5PCS	10001958	2	
	PAD 20 508MM ECO RED 5PCS	10001959	2	
	PAD 20 508MM ECO TAN 5PCS	10001954	2	
	PAD 20 508MM ECO WHITE 5PCS	10001960	2	
Disc Brush 430 mm				
	DISC BRUSH-17 AGLITE 3 LUG	56505783	3	
	DISC BRUSH-17 DYNAGRIT 3 LUG	56505782	3	
	DISC BRUSH-17 MAGNAGRIT 3 LUG	56505781	3	
	DISC BRUSH-17 MIDGRIT 3 LUG	56505787	3	
	DISC BRUSH-17 MIDLITE 3 LUG	56505788	3	
	DISC BRUSH-17 PROLENE 3 LUG	56505784	3	
	DISC BRUSH-17 PROLITE 3 LUG	56505785	3	
	DISC BRUSH-17 UNION MIX 3 LUG	56505786	3	
Disc Brush 510 mm				
	DISC BRUSH-20 AGLITE 3 LUG	56505793	2	






Your reliable choice for large area cleaning

Accessories		Ref. no.	Min. required	SC6500 1300C
	DISC BRUSH-20 DYNA GRIT 3 LUG	56505792	2	
	DISC BRUSH-20 MAGNAGRIT 3 LUG	56505791	2	
	DISC BRUSH-20 MIDGRIT 3 LUG	56505797	2	
	DISC BRUSH-20 MIDLITE 3 LUG	56505798	2	
	DISC BRUSH-20 PROLENE 3 LUG	56505794	2	
	DISC BRUSH-20 PROLITE 3 LUG	56505795	2	
	DISC BRUSH-20 UNION MIX 3 LUG	56505796	2	
Side Broom				
	LEFT SIDE BROOM ASSEMBLY	56413039	0	•
	RIGHT SIDE BROOM ASSEMBLY	56413040	0	•
	SIDE BROOM	56413056	2	•
Deck Blade				
	BLADE DECK GUM	56413820	1	○
	BLADE KIT-DISC GUM 40	56413767	1	
	BLADE KIT-DISC GUM 45/48	56413769	1	
	BLADE KIT-DISC PU 40	56413754	1	
	BLADE KIT-DISC PU 45/48	56413755	1	
	BLADE KIT-DISC RED GUM	56413770	1	
	BLADE KIT-DISC RED GUM 40	56413768	1	
	SKIRT	56413654	1	•
Squeegee Blade				
	BLADE KIT-SQGEE RED GUM F	56413762	1	
	BLADE KIT-SQUEEGEE GUM F	56413761	1	
	BLADE KIT-SQUEEGEE GUM H	56413765	1	○
	BLADE KIT-SQUEEGEE PU F	56413745	1	
	BLADE KIT-SQUEEGEE PU H	56413747	1	○
	KIT LINATEX SQUEEGEE BLADE H	56413766	1	•
Battery and Charger				
	BATT.36V-420AH GEL SINGLE CELLS IN TRAY	80562600	1	□
	BATT.36V-480AH WET TRAY WITH AQUAMATIC	80562500	1	□
	CHARGER HF 36V 60A SB175G	80563664	1	○
Guard Option				
	BUMPER FRONT HEAVY KIT	56413089	1	□
	BUMPER TUBE KIT	56414188	1	□



Your reliable choice for large area cleaning

Accessories		Ref. no.	Min. required	SC6500 1300C
	KIT FOOT GUARD	56413773	1	<input type="checkbox"/>
	KIT WEIGHTED BUMPER EUROPEAN	56413870	1	<input type="checkbox"/>
	OVERHEAD GUARD KIT	56413774	1	<input type="checkbox"/>
Light Option				
	BEACON KIT	56413649	1	<input type="checkbox"/>
	HEADLIGHT KIT	56314313	1	<input type="checkbox"/>
Other				
	BATTERY TRAY ROLLER UNIVERSAL	80565818	1	<input type="checkbox"/>
	DRAIN HOSE EXTENSION	56601410	1	<input type="checkbox"/>
	FILTER ANTIFOAMING	909 5065 000	1	<input type="checkbox"/>
	KIT BATTERY TRAY	56413740	1	<input type="checkbox"/>
	KIT GRAMMER SEAT W/SWITCH	56413764	1	<input type="checkbox"/>
	KIT SOLUTION AUTO-FILL	56413685	1	<input type="checkbox"/>
	KIT SPRAY WAND	56413687	1	<input type="checkbox"/>
	KIT VACUUM MOTOR	56413821	1	<input type="checkbox"/>
	ROLL OUT KIT NO BATTERY	56413884	1	<input type="checkbox"/>
	SEAT BELT KIT- STANDARD SEAT	56383455	1	<input type="checkbox"/>
Ecoflex System				
	ECOFLEX-KIT-NILFISK	56414145	1	<input type="checkbox"/>