

High-flow pressure washer for tough routine work

Pressure levels of up to 180 bar and high water flow up to 2500 l/h depending on the model mean that even ingrained and resistant dirt can be cut away or loose dirt can be flushed in high quantities. Working time can be reduced significantly, bringing cleaning costs down.





- Tough steel or stainless steel frame variants
- Slow running 1450 rpm motors with low noise level
- Ceramic pistons for longer working life
- Simple and easy to use
- Parking brake
- 15 m HP hose

The high power premium class line - combining high pressure and high water flow levels for routine cleaning in agriculture, transport or food industries. The MC 8P is a machine with high water flow - quick to install, easy to move around and comfortable to use.







Picture shown may not represent model quoted

• Standard equipment

Included accessories	Ref. no.	Min. required	MC 8P-180/2100 400/3/50 EU	MC 8P-160/2500 400/3/50 EU	MC 8P-160/2500 ST 400/3/50 EU
Ergo System Coupling and Adapter					
 ERGO COUPLING KIT	101119496	1	•	•	•
High Pressure Male Coupling					
HOSE LINER 20 R1	6577	0	•	•	•
High Pressure Hose, DN10					
 HP HOSE DN10 150DEG L15000mm	1402064	1	•		
High Pressure Hose, DN12					
 15 M 2 WIRE HOSE 1/2 DN12	4810213	1		•	•
Spray Gun					
 ERGO 2000 STANDARD W. HOSE SWIVEL	106403122	1	•		



High-flow pressure washer for tough routine work

Included accessories	Ref. no.	Min. required	MC 8P-180/2100 400/3/50 EU	MC 8P-160/2500 400/3/50 EU	MC 8P-160/2500 ST 400/3/50 EU
 SPRAY HANDLE W. SWIVEL LOCK	106402190	1		•	•
Tornado Lance					
 TORNADO PLUS 1120 BEND W/O NOZZLE	106403010	0	•	•	•
Tornado Nozzle with Indication Ring					
 NOZZLE 1200 INDICATION RING CAMELE	101119758	1	•		
 TORNADO + NZLE 1590 1/8-27NPT	301150004	1		•	•

Model	MC 8P-180/2100 400/3/50 EU	MC 8P-160/2500 400/3/50 EU	MC 8P-160/2500 ST 400/3/50 EU
Ref. no.	301002534	301002535	301002619

PRODUCT FEATURES

Full ceramic pistons	•	•	•
Stainless steel frame			•
SilentPower - 1450 rpm motor	•	•	•
Ergo accessory system	•	•	•
Parking brake	•	•	•
Pneumatic wheels	•	•	•
Automatic on/off and delayed action	•	•	•








Technical specifications	MC 8P-180/2100 400/3/50 EU	MC 8P-160/2500 400/3/50 EU	MC 8P-160/2500 ST 400/3/50 EU
Pump pressure (bar/MPa)	180/18	160/16	160/16
Cleaning impact (kg/force)	11.1	12.5	12.5
Pump (RPM)	1450	1450	1450
Power consumption (kW)	14	14.5	14.5
Voltage/phase/frequency/current (V~/HZ/A)	400/3/50/24	400/3/50/24.9	400/3/50/24.9
Water flow Qmax/Qiec (l/h)	2100/2050	2500/2450	2500/2450
El cable (m)	5	5	5
Nozzle size	.1200	.1590	.1590
Max inlet temperature (°C)	50	50	50



High-flow pressure washer for tough routine work












Technical specifications	MC 8P-180/2100 400/3/50 EU	MC 8P-160/2500 400/3/50 EU	MC 8P-160/2500 ST 400/3/50 EU
Ceramic pistons	3	3	3
Length x width x height (mm)	900x660x910	900x660x910	900x660x910
Suction height dry (m)	1.5	1.5	1.5
Suction height - primed (m)	2.5	2.5	2.5
Weight (kg)	130	130	130

● Standard equipment, ○ Supplementary accessories, □ Mountable equipment












Accessories	Ref. no.	Min. required	MC 8P-180/2100 400/3/50 EU	MC 8P-160/2500 400/3/50 EU	MC 8P-160/2500 ST 400/3/50 EU
High Pressure Male Coupling					
	ADAPTER KEW QUICK COUPLING MALE 3/8	66159	1	○	○
	ADAPTOR KEW GUN TO WAP ACCESS.	66161	1	○	○
	GARDENA COUPLING HOSE END 1/2 BULK	1608629	1	○	○
	HOSE LINER 20 R1	6577	0	●	●
	LP NIPPLE F. Q.-COUPLING 3/4IN	1600659	1	○	○
	NITO COUPLING HOSE END 1	1604669	1	○	○
Special Nozzle					
	NOZZLE PROTECTION CAP PA	18430	1	○	○
Liquid Sprayer					
	ALTO 8P PRESpray UNIT	25598	0	○	○
	KEW LIQUID SPRAYER 5S	7110005	0	○	○
	KEW LIQUID SPRAYER 10SP	7110010	0	○	○














High-flow pressure washer for tough routine work

Accessories		Ref. no.	Min. required	MC 8P-180/2100 400/3/50 EU	MC 8P-160/2500 400/3/50 EU	MC 8P-160/2500 ST 400/3/50 EU
	KEW LIQUID SPRAYER 20S	7110020	0	○	○	○
High Pressure Female Coupling						
	ADAPTER KEW QUICK COUPLING FEMALE 3/8	66160	1	○	○	○
	ADAPTER WAP GUN COUPLING FEMALE M21X1.5	66162	1	○	○	○
	QUICK COUPLING 3/4 W/GASKET	1602945	1	○	○	○
Detergent						
	ALTO ACIDO 10 L	81204	1	○	○	○
	ALTO ACTIVE WAX 10 L	81177	1	○	○	○
	ALTO ALLOSIL 10 L	81237	1	○	○	○
	ALTO COMBI ACTIVE 10L	81172	1	○	○	○
	ALTO INTENSIVE 10 L	81137	1	○	○	○
	ALTO J 25 MULTI 10 L	80923	1	○	○	○
	ALTO RIMTOP 10 L	80935	1	○	○	○











High-flow pressure washer for tough routine work

Accessories		Ref. no.	Min. required	MC 8P-180/2100 400/3/50 EU	MC 8P-160/2500 400/3/50 EU	MC 8P-160/2500 ST 400/3/50 EU
	ALTO SAPPHIRE 10 L	81180	1	○	○	○
	ALTO SUPERPLUS 10 L	81170	1	○	○	○
	ALTO UNIVERSAL 10 L	80930	1	○	○	○
	AUTO ACTIVE 10 L	81136	1	○	○	○
Non Blacking High Pressure Hose, DN10						
	20 M 2 WIRE HOSE 3/8 FOOD	1401991	1	○		
	25 M 2 WIRE HOSE 3/8 FOOD	1402007	1	○		
	30 M 2 WIRE HOSE 3/8 FOOD	1402015	1	○		
	HOSE DN10 10 M 2W 3/8X3/8 GRAU-FOOD	6101767	1	○		
	HOSE DN10 15 M 2W 3/8X3/8 GRAY-FOOD	1401983	1	○		
High Pressure Hose, DN10						
	2 M 2 WIRE HOSE 3/8 DN10	1402924	1	○		
	3 M 2 WIRE HOSE 3/8 DN10	1402932	1	○		












High-flow pressure washer for tough routine work

Accessories		Ref. no.	Min. required	MC 8P-180/2100 400/3/50 EU	MC 8P-160/2500 400/3/50 EU	MC 8P-160/2500 ST 400/3/50 EU
	5 M 2 WIRE HOSE 3/8 DN10	1402940	1	○		
	25 M 2 WIRE HOSE 3/8 DN10	1402080	1	○		
	30 M 2 WIRE HOSE 3/8 DN10	1402098	1	○		
	50 M 2 WIRE HOSE 3/8 DN10	1402759	1	○		
	HOSE DN10 10 M 2W 3/8X3/8 INCH	6101766	1	○		
	HP HOSE 3/8INCH 1M DN10. COMPL.	1402916	1	○		
	HP HOSE DN10 150DEG L15000mm	1402064	1	●		
	M 20 WIRE HOSE 3/8 DN10	1402072	1	○		
Ergo System Coupling and Adapter						
	COUPLING - FEMALE/Q-COUPPL 3/8 INCH	106402075	1	○	○	○
	ERGO COUPLING KIT	101119496	1	●	●	●
	HIGH PRESSURE COUPLINGS KIT	101119499	1	○	○	○












High-flow pressure washer for tough routine work

Accessories		Ref. no.	Min. required	MC 8P-180/2100 400/3/50 EU	MC 8P-160/2500 400/3/50 EU	MC 8P-160/2500 ST 400/3/50 EU
	Nippel F. Q-COUPPL. 3/8 INCH	1600493	1	○	○	○
	NIPPLE F/QUICK COULING 3/8 SS	1603101	1	○	○	○
	NIPPLE FOR SPRAY LANCE STAN.L	1609325	0	○	○	○
Hose and Connection						
	TWO USER DISTRIBUTOR	4809131	1	○	○	○
High Pressure Hose, DN12						
	10 M 2 WIRE HOSE 1/2 DN12	4810219	1	○	○	○
	15 M 2 WIRE HOSE 1/2 DN12	4810213	1	○	●	●
	20 M 2 WIRE HOSE 1/2 DN12	4810214	1	○	○	○
Brush Washing						
	WASH BRUSH L1550 MM	6400088	1	○	○	○
	WASH BRUSH L2350 MM	6400087	1	○	○	○
Hose Reel						
	HOSE REEL RETRACTABLE SS W/O HOSE	106403168	0	○	○	○

High-flow pressure washer for tough routine work





Accessories	Ref. no.	Min. required	MC 8P-180/2100 400/3/50 EU	MC 8P-160/2500 400/3/50 EU	MC 8P-160/2500 ST 400/3/50 EU
 HOSE TROLLEY UP TO 50 M 3/8	6400170	0	○	○	○
 HOSE REEL BLUE PAINT RETRACTABLE W/20M HOSE	106403131	0	○	○	○
Spray Gun					
 ERGO 2000 STANDARD W. HOSE SWIVEL	106403122	1	●		
 REP. KIT SWIVEL JOINT	101119484	0	○	○	○
 SIDE BAR COMPL.	106402110	1	○	○	○
 SPRAY HANDLE W. SWIVEL LOCK	106402190	1	○	●	●
Tornado Nozzle with Indication Ring					
 NOZZLE 1200 INDICATION RING CARAMELE	101119758	1	●		
 NOZZLE PROTECTION F. TORNADOL.	106402425	1	○	○	○
 TORNADO + NZLE 1590 1/8-27NPT	301150004	1		●	●
Short Lance					
 SINGLE LANCE W/O NOZZLE 90MM	106402151	1	○	○	○
Injector and Foam Sprayer					
 FOAM INJECTOR STANDARD P8	106402248	1	○	○	○
FlexoPower Lance					

High-flow pressure washer for tough routine work

Accessories		Ref. no.	Min. required	MC 8P-180/2100 400/3/50 EU	MC 8P-160/2500 400/3/50 EU	MC 8P-160/2500 ST 400/3/50 EU
	FLEXOPOWER PLUS 960 BEND W/O NOZZLE	106402282	0	○	○	○
	FLEXOPOWER PLUS 990 BEND W/O NOZ.	106402281	0	○	○	○
Tornado Lance						
	TORNADO PLUS 630 STRAIGHT W/O NOZZLE	106403013	0	○	○	○
	TORNADO PLUS 1000 BEND W/O NOZZLE	106403011	0	○	○	○
	TORNADO PLUS 1120 BEND W/O NOZZLE	106403010	0	●	●	●
	TORNADO PLUS 2080 BEND W/O NOZZLE	106403012	0	○	○	○
Universal Lance						
	UNIVERSAL PLUS 650 W/O NOZZLE STRAIGHT	106403032	0	○	○	○
	UNIVERSAL PLUS 1080 W/O NOZZ STRAIGHT	106403033	0	○	○	○
	UNIVERSAL PLUS 1560 W/O NOZZLE STRAIGHT	106403031	0	○	○	○
	UNIVERSAL PLUS 2060 W/O NOZZLE STRAIGHT	106403030	0	○	○	○
	UNIVERSAL PLUS LANCE 940 BEND W/O NOZZ	106403036	0	○	○	○



High-flow pressure washer for tough routine work

Accessories		Ref. no.	Min. required	MC 8P-180/2100 400/3/50 EU	MC 8P-160/2500 400/3/50 EU	MC 8P-160/2500 ST 400/3/50 EU
	UNIVERSAL PLUS LANCE 1080 BEND W/O NOZZ	106403035	0	○	○	○
	UNIVERSAL PLUS LANCE 1230 BEND W/O NOZZL	106403034	0	○	○	○
PowerSpeed Vario Lance						
	POWERSPEED VARIO PLUS 1090 BEND 1200	106403111	0	○	○	
Filter Pressure Washer						
	WATER FILTER COMPLETE	107145802	0	○		
Surface Cleaning Rotary						
	HYDROSCRUB P500M Ø500 W/WHEELS W/O NOZZL	106403159	0	○	○	○
	HYDROSCRUB S500 Ø500 W/O NOZZLES	106403158	0	○	○	○