

## Nilfisk Central vacs. For houses up to 500 sqm.

### High performance in houses up to 500 sqm.

The Deluxe LCD infocenter gives you all signals needed to help you make the right service on your new central vacuum cleaner.

This machine gives you the performance you need in houses up to 500 sqm, or a pipe line on maximum 70 meters.

All Nilfisk central vacuum cleaners have wireless technology, so that they can be fitted with your choice of hose.

*This produkt is only a machine. If you need a complete installation kit look for the All-in-1 Supreme LCD, or buy pipes, fittings, and hosekit seperately.*

### Central vacuum cleaners - clean air, lead the exhaust air outside the house

Imagine a vacuum cleaner that is easy to use, highly efficient and almost silent; one that you don't have to carry upstairs; won't bump into the furniture or walls, get stuck in corners and that expels it's exhaust air outdoors.

It does exist - the Nilfisk central vacuum cleaner.

The concept is simple: Plug the flexible hose into the wall inlet, start vacuuming and focus on the cleaning task, not balancing and weight lifting. The dust is brought through the pipes to a container or a bag in the central vacuum cleaner, located in the garage, basement or attic. The exhaust air is lead outside the house.

The model with LCD Nilfisk Supreme LCD is even easier to use - simply press the on/off button in the bend end to start. for installation of the Nilfisk Supreme LCD, you don't need low voltage wires, making it possible to use standard hoses when vacuum cleaning.

In the bend end a little diode is located to indicate if the container or bag have to be emtied or the filter should be cleaned. A new funktion in the bend end makes it possible to adjust the suction in 5 levels.

### Central vacuum cleaner advantages

- Amazing cleaning performance improves the indoor climate
- Works very quietly without cutting you off from the life around you
- Lightweight and easy to handle – for improved working conditions
- Powerful and extremely efficient suction attacks pet hair effectively
- A clever precaution against asthma, eczema, and other allergies
- A great time-saver compared to conventional vacuuming
- Hose of 9 metres, never too short to reach into corners
- Manages stairs without any inconvenience for you.

### Why choose a central vacuum cleaner from Nilfisk

- Convenient, plug the hose into the wall inlet and start.
- Good indoor climate, the exhaust air is lead outside the house.
- Low noise, only from the air through the nozzle.
- Easy to install.
- High suction power
- Good looking design and high quality

- Standard equipment



Picture shown may not represent model quoted

# Nilfisk

شريف صنعت پارسا



this document is subject to change without prior notice

Nilfisk Central vacs. For houses up to 500 sqm.

Model	NILFISK SUPREME LCD EU	NILFISK SUPREME LCD EU 50-60HZ 220-230V
Ref. no.	42000523	107404972
<b>PRODUCT FEATURES</b>		
Bag-full indicator	•	•
Cyclone system	•	•
Service indicator	•	•
Softstart	•	•
Airflow sensor	•	•
Low working sound level	•	•
Display on machine	•	•
Filter Clean Indicator	•	•
Self-cleaning filter	•	•
Use with or without bag	•	•
Speed indicator	•	•
Overheat indicator	•	•
Handle out of reach indicator	•	•
<b>Technical specifications</b>		
Rated power (W)	1700	1700
Suction power motor (W)	727	727
Airflow (l/sec) measured at central unit	60	60
Vacuum (kPa)	33	33
Sound level	66	66
Container capacity (l)	25	25
Dust bag capacity (l)	20	20
Width w/handle (cm)	37	37
Height (cm)	80	80
Weight (kg)	6,5	6,5
Depth w/bracket (cm)	40	40
Fuse circuit (A)	10	10
Maximum house size (m <sup>2</sup> )	500	500
Longest pipe line (m)	70	70

# Nilfisk









شريف صنعت پارسا



! this document is subject to change without prior notice

## Nilfisk Central vacs. For houses up to 500 sqm.

● Standard equipment, ○ Supplementary accessories, □ Mountable equipment

Accessories	Ref. no.	Min. required	NILFISK SUPREME LCD EU	NILFISK SUPREME LCD EU 50-60HZ 220-230V
<b>Accessory Kit</b>				
 2 INLET FITTINGS AND PIPES KIT	42000201	0	○	○
 3 INLET FITTINGS AND PIPES KIT	42000202	0	○	○
 3 INLET FITTINGS KIT	42000205	0	○	○
 HOSEKIT 9 M ON OFF	42000101	0	○	○
 HOSEKIT 12 M ON OFF	42000105	0	○	○
 NILFISK HOSE KIT 9 M MANUAL	42000530	0	○	○
 NILFISK HOSE KIT 9 M WIRELESS+	42000531	0	○	○
<b>Accessory</b>				
 1 INLET FITTINGS AND PIPES KIT	42000200	0	○	○

# Nilfisk

شريف صنعت پارسا



! this document is subject to change without prior notice