

Central vacuum cleaners

– there's nothing to it!

Professional



Nilfisk

Nilfisk

Vacuum cleaning the easy way



Vacuuming is a natural part of cleaning one's home

It is one of those inescapable tasks most people associate with dragging around a heavy machine, awkwardness, unpleasant odours from the hot motor – and, of course, noise.

Furthermore, a conventional vacuum cleaner creates such a dust storm that it leaves behind almost as much as it picks up. But there is an alternative...

The Nilfisk central vacuum cleaner removes dust from the house for good, meaning that you do not have to vacuum quite as often. The Nilfisk central vacuum cleaner is so quiet, you can listen to music while you work, and avoid disturbing the rest of the family. These are just some of the advantages that make vacuuming less of a chore - and a Nilfisk central vacuum cleaner are more than just a vacuum cleaner.

With conventional vacuum cleaners the motor tends to heat up the dust bag and make it smell badly. At the same time some of the tiny dust particles will always remain, as they evade the filter and are blown back into the room together with the recirculated air. A good filter is of course helpful, but the filter alone cannot eliminate the problem. If at the same time the dust bag is too full, the power of the vacuum cleaner is reduced, the vacuum performance is greatly impaired, and even more dust is recirculated back into the room.



Micro-particles are blown outside



Outlet is mounted discreetly in the wall



Can be used with or without dust bag



Amazing cleaning performance



Low noise vacuum cleaning



Easy to install in old as well as new houses

Vacuum cleaning the easy way

Normally, vacuum cleaning is a necessity more than a joy. It is not a chore that your family queues up to be allowed to do, as it is associated with dust, noise, smell, unpleasant exhaust heat from the motor and a heavy machine to carry around the house - in between furniture, around corners, up and down stairs, etc. A boring job altogether, but no longer.

A central vacuum cleaner changes all that. It is noiseless, odour free, lightweight and extremely handy, turning a repetitive domestic chore into an agreeable easy-to-do job. With the central suction unit stowed away on the loft, in the basement, or in some other remote location where it bothers noone, it is out of the way, and the only thing you need to carry around when vacuuming is the hose itself.

With a convenient number of wall inlets installed in your home you can move the hose from inlet to inlet to cover the entire area of your home. The inlets are connected to the suction unit through tubing. The tubes transport the dirt to the central dust container, and you never have to deal with it except for once or twice a year when the container needs emptying. It is an extremely convenient, hygienic and flexible system that is adaptable to homes of all sizes, houses and apartments alike.



**This is
the inlet
for your
new vacuum
cleaner**



Floor inlet	Item number.
Antique braz:	42000242
Chrome:	42000243
White:	42000414



VacPans	Item number.
Alu:	42000237
Black:	42000235
White:	42000233



Inlets	Item number.
Alu/black:	42000226
Alu:	42000224
White:	42000220

Nilfisk

A better indoor climate



A better indoor climate

No left over dust and bad smell

With a Nilfisk central vacuum cleaner you are not even in the same room as the motor and perceive no side effects from its heat, and the central vacuum cleaner leaves absolutely no dust behind. All dust and grit is transported through the tubes to the exhaust vent on the outer wall of the house, meaning that all exhaust dust and smells are expelled to the outside immediately after filtration.

Fighting pet hair and allergies

This is why central vacuum cleaners are often recommended for allergy sufferers. Not only do they leave the rooms dust-free and thoroughly clean, they are also able to pick up pet hair and reduce the impact of allergic agents.

A calm work environment

While conventional vacuum cleaners are quite noisy, a central vacuum cleaner works so quietly that you can listen to music, hear the phone ring or keep an eye and ear on your kids while vacuuming. You are not disturbed by noise and cut off from the world, as the motor is removed from the living area and out of hearing.



Polyester bag 20-liters
Item number: 42000317



Hose coating, 9 m
Item number: 42000303



Combi nozzle
Item number: 42000142



Strong suction power

The suction power is strong and constant. The airflow rushes non-stop through the pipes at a steady 100 km/h, and due to the conic shape of the hose (wider at the inlet than at the nozzle) no objects are going to block the flow by clogging the passage.

Better ergonomic

Most people spend a couple of hours vacuuming every month, so it makes good sense to consider the way we move, bend, and stand on our feet while doing it. The handles of a Nilfisk central vacuum cleaner have a soft rubber coating that feel pleasant in the hand. They are easy to use too, and the telescopic tube is easily adjusted to fit your height. The hose is lightweight and handy - and a great deal easier to deal with than pulling around the dead weight of a conventional vacuum cleaner.



Central vacuum cleaner advantages

- Amazing cleaning performance improves the indoor climate
- Works very quietly without cutting you off from the life around you
- Lightweight and easy to handle - for improved working conditions
- Powerful and extremely efficient suction attacks pet hair effectively
- A clever precaution against asthma, eczema, and other allergies
- A great time-saver compared to conventional vacuuming
- Hose of 9 metres, never too short to reach into corners
- Manages stairs without any inconvenience for you.



Pipe cutter

Item number: 42000300



Utility inlet

Item number: 42000540



Hosehanger metal

Item number: 42000133



The new generation of Nilfisk central vacuum cleaners is steps ahead

The new generation of Nilfisk central vacuum cleaners steps out of the crowd and ahead of the competition. Nilfisk Supreme is the first on the market based on the wireless technology - i.e. allowing the machine and hose to work together without wires, entailing a number of extra advantages on top of the ones already established by the central concept.

For one thing, it makes the installation in your home even easier than before as there are no cables to be placed; for another, the weight of the 9-metre long hose drops to 1.8 kg because there is no longer metal wires inside - which makes it even more flexible than before. If, for example, 9 metres are more than you need, there is no need to carry the extra length around. you can cut the hose down to the size you want.

On top of this, the wireless transmission has the amazing property that it allows for a two-way communication between vacuum device and user. The central vacuum cleaner is powered up on the suction unit, and the connection to the hose is established as soon as the hose is plugged into the wall inlet. Reverse the procedure - i.e. remove the hose from the inlet, and the vacuum cleaner is immediately disconnected.

With the wireless central vacuum cleaner you can choose to manage and control all functions - on/off, suction power, status of the dust bag, etc. - directly via the display on the handle. However, it depends on the type of handle you choose. Nilfisk offers several types, of which two are fitted with two-way communication, one communicates indirectly by LED diodes, and one by an LCD display.



Fleksibel hose, 1-6 m
Item number: 42000122



Telescopic tube
Item number: 42000145

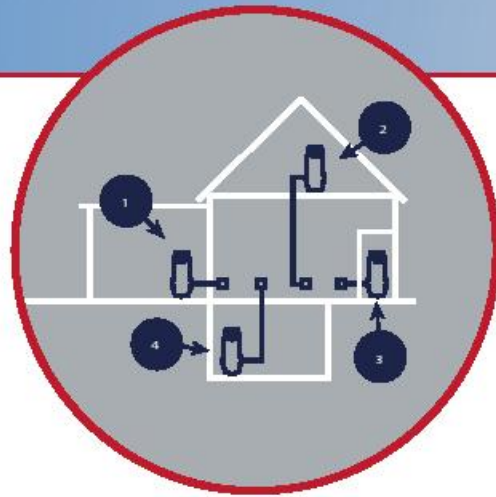


Brush nozzle
Item number: 42000144

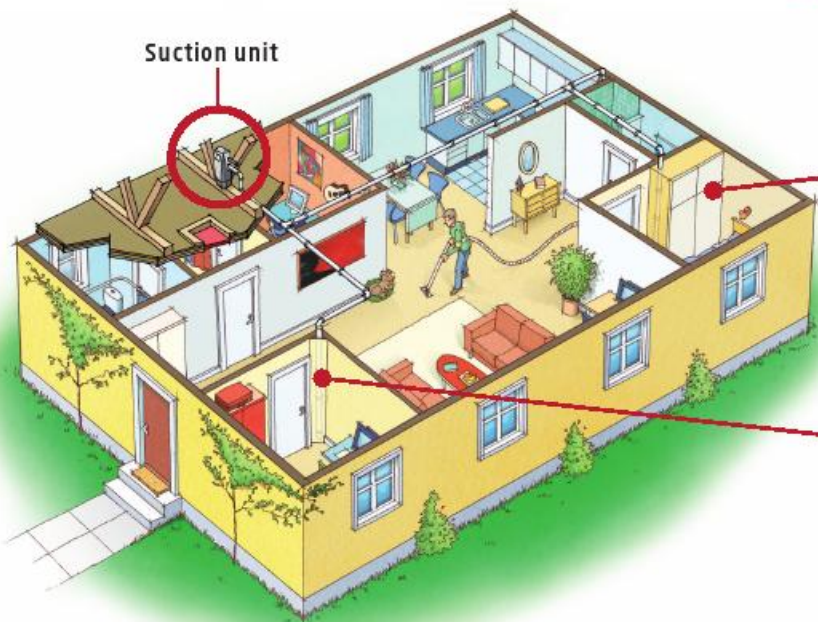
Easy installation – even in existing houses

Suction unit location

The suction unit can be placed anywhere in the house, as you only need to access it a couple of times a year to empty the container. Note that, ideally the unit should be vented to the outside, letting all the filtered exhaust air out into open air.



1. Garage
2. Loft space
3. High cabinets
4. Basement



Suction unit

Pipe installation
in cabinet

Corner cover

Pipe systems

A concealed and discreet installation is always possible, as the pipes needed for the central vacuum cleaner can be installed

- In the loft
- Under the eaves
- In high cabinets
- Ducts/shafts/old chimneys
- Kitchen/scullery plinths
- In the basement ceiling


Connecting the system

All pipes are assembled quickly and effectively with a special glue which forms a strong and airtight seal almost like a weld. Screws need only to be used for the inlets and vacpans. Start by installing the suction unit and work your way towards the inlets.



Crevice nozzle

Item number: 42000139



Polyester bag 10-litres

Item number: 42000473



HEPA filter

Item number: 42000480

Nilfisk

The choice is yours!



Mutual compatibility

All handles are designed with the purpose of bringing out the best in ergonomics, quality and good looks. Whatever machine and whatever handle you choose, all Nilfisk central vacuum cleaners are mutually compatible. You can mix them as you please, and - for future purposes - upgrade your choice any time you want.

With a wireless vacuum cleaner, all functions – on/off, suction power, the status of the vacuum cleaner dust bag, etc. – are managed and controlled directly via the display on the handle. However, this depends on the type of handle chosen. Nilfisk offers several types, of which two are fitted with two-way communication, one communicates indirectly by LED diodes, and one by an LCD display.



Service and quality

With a Nilfisk central vacuum cleaner you can be sure to have the best of all cleaning performance qualities at your disposal. All products are tested to last for many years, and to provide you with the best of all services Nilfisk ensures a 5-year motor warranty on all...

Not only the machines are tested for best quality, also the wheel at the Nilfisk combination nozzle has been tested and runs at least 500 km.



Manual	Item number
9 m	42000530
12 m	42000533



Wireless+	Item number
9 m	42000531
12 m	42000534



Deluxe	Item number
9 m	42000532
12 m	42000535

Choose from different combinations

Nilfisk central vacuum cleaners are available in different models for homes of different sizes - differentiating between 100 m², 150 m², 250 m² and 500 m². They can, however, all be fitted with either one of our three hoses (see page 8).

To make life easier for you, Nilfisk central vacuum cleaners come in an all-inclusive installation kit that fits houses of various sizes. You can, however, also buy the various parts separately.

The installation kit contains all the necessary parts for installing the central vacuum cleaner in your home – the machine itself, the hose, the handle, and all the accessories, pipes and fittings required for the perfect installation.



Nilfisk All-in-1 150 Manual
Item number: 42000500



Nilfisk All-in-1 150 Wireless+
Item number: 42000501



Nilfisk All-in-1 250 Wireless+
Item number: 42000504



Nilfisk All-in-1 LCD Deluxe
Item number: 42000507



Properties	Hose kit Manual	Hose kit Wireless+	Hose kit Deluxe
Range of transmission box (m)	-	50 max.	50 max.
Weight (kg)	1.7	1.8	1.8
Indicator for full vacuum cleaner bag	No	LED	LCD
Speed control	No	LED/3 speed	LCD/5 speed
Soft ergonomic grip	Yes	Yes	Yes
Two-way communication	No	LED	LCD
Click system	Yes	Yes	Yes
Nozzles	4	4	4
Standard accessories			
Item number			
Telescopic wand	42000145	●	●
Combi nozzle	42000142	●	●
Hosehanger	42000313	●	●
Crevice nozzle	42000139	●	●
Brush nozzle	42000144	●	●
Upholstery nozzle	42000143	●	●
Item number	42000530	42000531	42000532

● Standard Accessories

Manual handle

The vacuum cleaner starts and stops automatically when the hose is connected to an inlet. No control features available

Wireless+ handle

The handle with LED display provides information by flashing when something is wrong or needs to be done - such as: empty dust bag, clean filter, airflow blocked, overload, service needed, etc. The different flashing signals are coded messages that are explained in the user manual.

Deluxe handle

The LCD handle is equipped with a display, providing direct information about various situations: when it is time to empty the dust bag or clean the filter, when the airflow is blocked or service is needed, in case of overheating or out-of-range; plus it has a 5-speed suction power level. The Deluxe hose also has a battery level indicator.



Technical Specifications

	Nilfisk Supreme 100	Nilfisk All-in-1 150 Manual	Nilfisk All-in-1 150 Wireless+	Nilfisk All-in-1 150 Deluxe	Nilfisk All-in-1 250 Manual	Nilfisk All-in-1 250 Wireless+	Nilfisk All-in-1 250 Deluxe	Nilfisk All-in-1 LCD Wireless+	Nilfisk All-in-1 LCD Deluxe
Air flow (l/s)	57	57	57	57	58	58	58	59	59
Vacuum (mbar/kPa)	30	30	30	30	33	33	33	30	30
Power (W)	1300	1300	1300	1300	1600	1600	1600	1700	1700
Recommended capacity of max (m ²)	100	150	150	150	250	250	250	500	500
Sound level dB(A)	66	66	66	66	66	66	66	66	66
Paper bag (l)	10	20	20	20	20	20	20	20	20
Possible to use without dust bag	●	●	●	●	●	●	●	●	●
Voltage / phase / frequency (V/~/Hz)	230/1/50	230/1/50	230/1/50	230/1/50	230/1/50	230/1/50	230/1/50	230/1/50	230/1/50
Dimensions L x B x H (mm)	400x360x427	400x370x800	400x370x800	400x370x800	400x370x800	400x370x800	400x370x800	400x370x800	400x370x800
Weight (kg)	5.5	6.5	6.5	6.5	5.7	5.7	5.7	5.7	5.7
Cable length (m)	2.5	2.5	2.5	2.5	2.5	2.5	2.5	2.5	2.5


Standard accessories

Item number	Nilfisk Supreme 100	Nilfisk All-in-1 150 Manual	Nilfisk All-in-1 150 Wireless+	Nilfisk All-in-1 150 Deluxe	Nilfisk All-in-1 250 Manual	Nilfisk All-in-1 250 Wireless+	Nilfisk All-in-1 250 Deluxe	Nilfisk All-in-1 LCD Wireless+	Nilfisk All-in-1 LCD Deluxe
Control display	○	○	○	●	○	○	●	●	●
Wireless control	○	○	●	●	○	●	●	●	●
Hose kit, Ø35.9 m, Manual 42000530	○	●	○	○	●	○	○	○	○
Hose kit, Ø35.9 m, Wireless+ 42000531	○	○	●	○	○	●	○	●	○
Hose kit, Ø35.9 m, Deluxe 42000532	○	○	○	●	○	○	●	○	●
Telescopic wand. Ø32 42000145	○	●	●	●	●	●	●	●	●
Combi nozzle. Ø32 42000142	○	●	●	●	●	●	●	●	●
Crevice nozzle. Ø32 42000139	○	●	●	●	●	●	●	●	●
Upholstery nozzle. Ø32 42000143	○	●	●	●	●	●	●	●	●
Brush nozzle. Ø32 42000144	○	●	●	●	●	●	●	●	●
Hosehanger, plastic 42000313	○	●	●	●	●	●	●	●	●
Pipe. Ø51. 1.15 m. white plastic 42000191	○ 18 pcs.	● 18 pcs.	● 18 pcs.	● 18 pcs.	● 18 pcs.	● 18 pcs.	● 18 pcs.	● 18 pcs.	● 18 pcs.
Elbow 90°, long, soft 42000252	○ 8 pcs.	● 8 pcs.	● 8 pcs.	● 8 pcs.	● 8 pcs.	● 8 pcs.	● 8 pcs.	● 8 pcs.	● 8 pcs.
90° Sweep Tee 42000258	○ 2 pcs.	● 2 pcs.	● 2 pcs.	● 2 pcs.	● 2 pcs.	● 2 pcs.	● 2 pcs.	● 2 pcs.	● 2 pcs.
45° Elbow 42000249	○ 8 pcs.	● 8 pcs.	● 8 pcs.	● 8 pcs.	● 8 pcs.	● 8 pcs.	● 8 pcs.	● 8 pcs.	● 8 pcs.
Stop coupler 42000262	○ 15 pcs.	● 15 pcs.	● 15 pcs.	● 15 pcs.	● 15 pcs.	● 15 pcs.	● 15 pcs.	● 15 pcs.	● 15 pcs.
Glue for PVC 42000245	○ 1 pcs.	● 1 pcs.	● 1 pcs.	● 1 pcs.	● 1 pcs.	● 1 pcs.	● 1 pcs.	● 1 pcs.	● 1 pcs.
Low voltage wire, 25 m 42000275	○ 1 pcs.	● 1 pcs.	● 1 pcs.	● 1 pcs.	● 1 pcs.	● 1 pcs.	● 1 pcs.	● 1 pcs.	● 1 pcs.
Outlet valve 42000273	○ 1 pcs.	● 1 pcs.	● 1 pcs.	● 1 pcs.	● 1 pcs.	● 1 pcs.	● 1 pcs.	● 1 pcs.	● 1 pcs.
Suction Contact 42000221	○ 3 pcs.	● 3 pcs.	● 3 pcs.	● 3 pcs.	● 3 pcs.	● 3 pcs.	● 3 pcs.	● 3 pcs.	● 3 pcs.
Pipe strap, plastic 42000265	○ 8 pcs.	● 8 pcs.	● 8 pcs.	● 8 pcs.	● 8 pcs.	● 8 pcs.	● 8 pcs.	● 8 pcs.	● 8 pcs.

Item number machine* | 42000520 | 42000521 | 42000521 | 42000521 | 42000522 | 42000522 | 42000522 | 42000523 | 42000523

Item number. - complete** | | 42000500 | 42000501 | 42000502 | 42000503 | 42000504 | 42000505 | 42000506 | 42000507

● Standard Accessories. ○ Optional accessories. * The model is a loose machine delivered without accessories. ** All models (excl. Nilfisk Supreme 100) come with a pipe package as shown in the photo at the top of the page.



Nilfisk

www.consumer.nilfisk.com