

## You get the job done quickly, discreetly and efficiently

The sweeper is small enough to fit into an elevator, and manoeuvrable enough to reach the tight corners.

<div>Sweeping is done quickly, discreetly and efficiently.</div>



- Theoretical productivity rate of 5.500 m<sup>2</sup> per hour
- It turns in less than 2 meter, 3 m<sup>2</sup> of panel filter, 50 l of hopper capacity with a climbing ability up to 16%, and other top performance features
- Top safety features include emergency stop button, hood intralock switch and safety seat switch
- SR1000S can also clean carpet areas, using the optional carpet kit

SR1000S works fast, is very compact and manoeuvrable. Comes in either a battery or petrol version for indoor or outdoor work and is durable to withstand tough working conditions. Recommended for loading bays, station platform or warehouses with narrow aisles.



Picture shown may not represent model quoted

• Standard equipment

Included accessories		Ref. no.	Min. required	SWEeper SR 1000S B W/LT SIDE BROOM	SWEeper SR 1000S P W/LT SIDE BROOM
<b>Filter for Sweeping</b>					
	FILTER PAPER	146 1888 000	1	•	•
	FILTER POLYESTER	146 1988 000	1		
<b>Main Broom</b>					
	BROOM MAIN 265X600 CHEVRON 6R PPL 0.7	146 0748 000	1	•	•
<b>Side Broom</b>					
	BROOM SIDE 180X350 NYLON	146 0678 000	2	•	•
<b>Battery</b>					
	BATT. 12V-76AH GEL MONOBLOC	80564310	2		
	BATT. 12V-105AH GEL MONOBLOC	80564400	2		
<b>On-Board Charger</b>					
	CHARGER BATT. ON BOARD 24V 13A 230V KIT	1464527000	1		
	CHARGER BATT. ON BOARD 24V 25A 230V KIT	146 2052 000	0		

You get the job done quickly, discreetly and efficiently

Model	SWEeper SR 1000S B W/LT SIDE BROOM	SWEeper SR 1000S P W/LT SIDE BROOM
Ref. no.	908 4201 010	908 4205 010

#### PRODUCT FEATURES






	SWEeper SR 1000S B W/LT SIDE BROOM	SWEeper SR 1000S P W/LT SIDE BROOM
Flap lifting device	•	•
Adjustable steering and seat	•	•
Electrical filter shaker	•	•
Hopper with wheels and handle	•	•
Hour Meter	•	•
Key switch	•	•
Parking brake	•	•
Non marking traction wheels	•	•
Two side brooms	•	•
Wet sweep by-pass	•	•

Technical specifications	SWEeper SR 1000S B W/LT SIDE BROOM	SWEeper SR 1000S P W/LT SIDE BROOM
Sound pressure level (dB(A))	71.6	77
Motor power source	Battery 24V	Petrol, 2.2kW/2.9Hp
Motorbrand	AMER	HONDA
Motor type	1120W	3.0 HP
Max speed (km/h)	5.5	5.5
Productivity main broom theoretical/actual (m <sup>2</sup> /h)	3300/2310	3300/2310
Productivity 1 side broom theoretical/actual (m <sup>2</sup> /h)	-	-
Productivity 2 side brooms theoretical/actual (m <sup>2</sup> /h)	5500/3850	5500/3850
Working width w/right side broom (mm)	-	-
Working width w/2 side brooms (mm)	1000	1000
Min. turn-around aisle width (cm)	155	155
Max climbing rate (%)	20	20
Hopper volume (l)	50	50
Max dumping height (cm)	-	-
Main filter area (m <sup>2</sup> )	3	3
Main broom (mm)	600	600
Length x width x height (mm)	1260x790x1160	1260x790x1160
Net weight (kg)	299	279
Operating weight (kg)	224	204



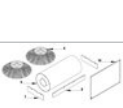

You get the job done quickly, discreetly and efficiently

● Standard equipment, ○ Supplementary accessories, □ Mountable equipment

Accessories	Ref. no.	Min. required	SWEeper SR 1000S B W/LT SIDE BROOM	SWEeper SR 1000S P W/LT SIDE BROOM
<b>External Charger</b>				
 CHARGER HF 24V 13A SB120R	80532413	1	○	
 CHARGER HF 24V 20A SB120R	80522420	1	○	
<b>Battery</b>				
 BATT. 12V-76AH GEL MONOBLOC	80564310	2	○	
 BATT. 12V-105AH GEL MONOBLOC	80564400	2	○	
 BATT. 12V-110AH WET TUBULAR MONOBLOC	80564600	2	○	
<b>Side Broom</b>				
BROOM SIDE 180X350 NYLON	146 0678 000	2	●	●
BROOM SIDE 180X400 MIX STEEL	145 4959 000	2	○	○
BROOM SIDE 180X400 NATURAL	145 4976 000	2	○	○
<b>Main Broom</b>				
BROOM MAIN 245X600 CHEVRON 6R NATURAL	146 0753 000	1	○	○
BROOM MAIN 245X600 CHEVRON 6R NYLON	146 0752 000	1	○	○
BROOM MAIN 245X600 CHEVRON 6R PPL 0.7	146 0751 000	1	○	○
BROOM MAIN 265X600 CHEVRON 6R MIX STEEL	146 0750 000	1	○	○
BROOM MAIN 265X600 CHEVRON 6R PPL 0.7	146 0748 000	1	●	●
<b>Filter for Sweeping</b>				
FILTER PAPER	146 1888 000	1	●	●
FILTER POLYESTER	146 1988 000	1	○	○
FILTER POLYESTER ANTIST.	146 1989 000	1	○	○
<b>On-Board Charger</b>				
CHARGER BATT. ON BOARD 24V 13A 230V KIT	1464527000	1	○	
CHARGER BATT. ON BOARD 24V 25A 230V KIT	146 2052 000	0		
<b>Other</b>				



You get the job done quickly, discreetly and efficiently

Accessories		Ref. no.	Min. required	SWEeper SR 1000S B W/LT SIDE BROOM	SWEeper SR 1000S P W/LT SIDE BROOM
	ALARM BACK UP KIT	146 2661 000	1	<input type="checkbox"/>	<input type="checkbox"/>
	CARPET KIT	146 2102 000	1	<input type="checkbox"/>	<input type="checkbox"/>
<b>Light Option</b>					
	BEACON FLASHING KIT	146 2659 000	1	<input type="checkbox"/>	<input type="checkbox"/>
	LIGHT WORKING KIT	146 2663 000	1	<input type="checkbox"/>	<input type="checkbox"/>